



SERIES V

CNC STUD WELDING MACHINES



PNEUMATIC WORKING LIFT

FLUID SPRAYING DEVICE FOR AUTOMATIC STUD WELDING HEAD




INTEGRATED WELDING PARAMETER MONITORING (OPTIONAL: WELDING PARAMETER MEMORY)



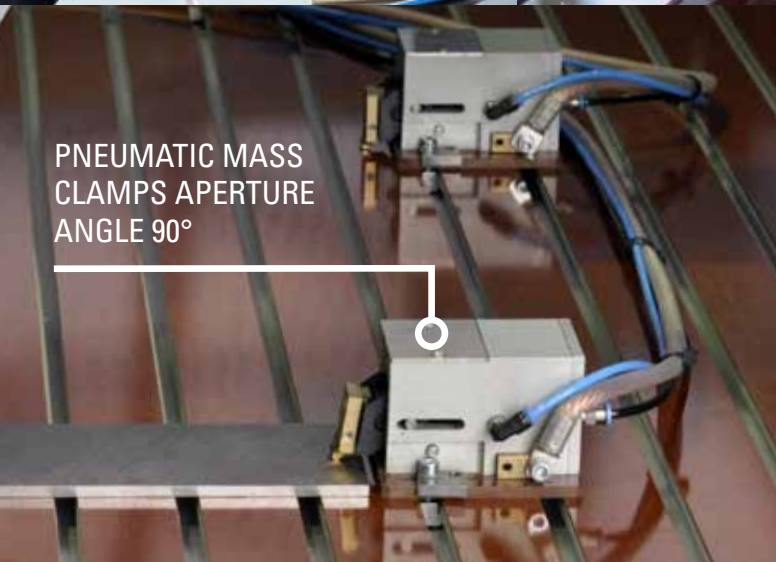
SHIELDING GAS EQUIPMENT FOR WELDING HEAD




MILLING UNIT WITH EXHAUST DEVICE



MANUAL STUD INSERTION



PNEUMATIC MASS CLAMPS APERTURE ANGLE 90°



MECHANIC MASS CLAMPS MOUNTED ON WELDING HEAD

SERVO MOTOR-DRIVEN
Z-AXIS 250 MM

HIGH-QUALITY
POSITIONING SYSTEM

WORKING AREA X/Y (MM):
1000 X 1500
OR 1000 X 2250
OR 1500 X 3000

CERAMIC STOP
PINS ON THE X-
AND Y-ZERO LINE

SUITABLE FOR ALL
STUD WELDING METHODS

ROBUST AND WARP
RESISTANT WELDED
STEEL MACHINE FRAME

LIGHT CURTAIN OR
SAFETY FENCE ACC. TO
MACHINERY DIRECTIVE

PNEUMATIC
WORKING LIFT

AUTOMATIC
STUD WELDING HEAD

FAST AND EASY
PROGRAMMING BY
OPERATING SOFTWARE
PRO-STUD (INKL. DXF
DATA CONVERTER)

TECHNICAL DATA AND CHARACTERISTICS

	V 100150	V 100225	V 150300
Working area X/Y (mm)¹⁾ can be reached by each welding head	1000 x 1500	1000 x 2250	1500 x 3000
Welding range²⁾ stud diameter (mm)	3-12	3-12	3-12
Max. number of stud welding heads	4	4	4
Max. operating speed X-/Y-axis (m/min)	30	30	30
Repeat positioning accuracy of the welded studs +/- (mm)	0,2	0,2	0,2
Operation and programming PC with Windows 10, 17" monitor (optional as touchscreen), keyboard and mouse with operating terminal	x	x	x
Welding parameter monitoring³⁾			
Welding parameter monitoring	x	x	x
Welding parameter memory with USB-interface for data transmission to a PC	o	o	o
Automatic stud feeding	x	x	x
Options			
Servo motor-driven Z-axis 250 mm	o	o	o
Fluid spraying device for every welding head	o	o	o
Milling unit with exhaust device ⁴⁾	o	o	o
Pneumatic single stud feeding, manual stud insertion	o	o	o
Stud switch	o	o	o
Pneumatic mass clamps standard	o	o	o
Pneumatic mass clamps aperture angle 90°	o	o	o
Mechanic mass clamps on welding head	o	o	o
Pneumatic mass clamps on welding head	o	o	o
Workpiece downholder for every welding head	o	o	o
Pneumatic stop pins	o	o	o
Shielding gas equipment for every welding head	o	o	o
Multidirectional balls table	o	o	o
Protection devices			
Light curtain	o	o	o
Safety fence	o	o	o
Motor technology/drive			
Servo motors	x	x	x

	V 100150	V 100225	V 150300
Pneumatic working lift/welding head (mm) <small>mechanic adjusting range 50 mm</small>	80	80	80
Machine frame Welded steel construction	x	x	x
Ceramic stop pins on the X- and Y-zero line	x	x	x
Suitable stud welding units⁵⁾			
PRO-C 1000	x	x	x
PRO-C 1500	x	x	x
PRO-I 1300	x	x	x
PRO-I 2200	x	x	x
PRO-D 1600	x	x	x
Suitable automatic stud welding heads⁵⁾			
KHA-200F <small>with integrated travel measuring system</small>	x	x	x
KKA-200F	x	x	x
Dimensions			
Width (mm)	2000	2000	2500
Depth (mm)	2500	3250	4000
Height (mm)	2360	2360	2360
Weight (kg)	1700	1900	2100
Connection values			
electrical <small>(mains supply, mains fuse external)</small>	400 V/50 Hz, 16A	400 V/50 Hz, 16A	400 V/50 Hz, 16A
pneumatical	≥ 6 bar <small>unoiled, dry, clean</small>	≥ 6 bar <small>unoiled, dry, clean</small>	≥ 6 bar <small>unoiled, dry, clean</small>

x – Standard, o – Option


¹⁾ Other dimensions on request as special production.

²⁾ Other diameters as well as special welding elements on request as special production.

³⁾ By stud welding units PRO-C/PRO-I/PRO-D. For further details see product data sheets **PRO-C**, **PRO-I** and **PRO-D**.

⁴⁾ The machine concept is designed for four working stations. If a milling unit is used at the most three stud welding heads can be mounted.

⁵⁾ The machines are suitable for all stud welding methods. PRO-C 1000/1500 = capacitor discharge (contact and gap method), PRO-I 1300/2200, PRO-D 1600 = drawn arc and short cycle, KHA-200F = capacitor discharge (gap and contact method), drawn arc and short cycle, KKA-200F = capacitor discharge (contact method)



Bolte GmbH

Flurstraße 25
D-58285 Gevelsberg

Tel.: +49 (0)2332 55106-0
Fax: +49 (0)2332 55106-11

Ohmstraße 3
D-85221 Dachau

Tel.: +49 (0)8131 5159-0
Fax: +49 (0)8131 5159-11

E-Mail: info@bolte.gmbh



www.bolte.gmbh