



SERIES T

CNC STUD WELDING MACHINES



PNEUMATIC WORKING LIFT

FLUID SPRAYING DEVICE FOR AUTOMATIC STUD WELDING HEAD




INTEGRATED WELDING PARAMETER MONITORING (OPTIONAL: WELDING PARAMETER MEMORY)



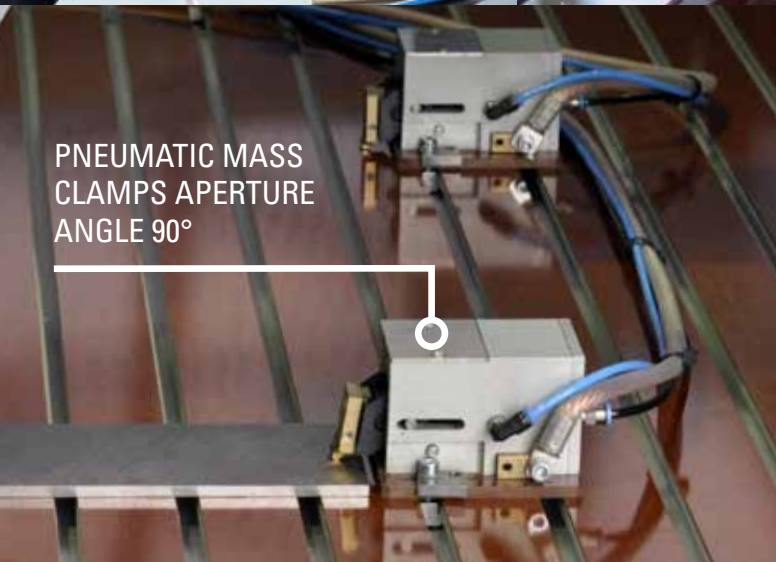
SHIELDING GAS EQUIPMENT FOR WELDING HEAD




MILLING UNIT WITH EXHAUST DEVICE



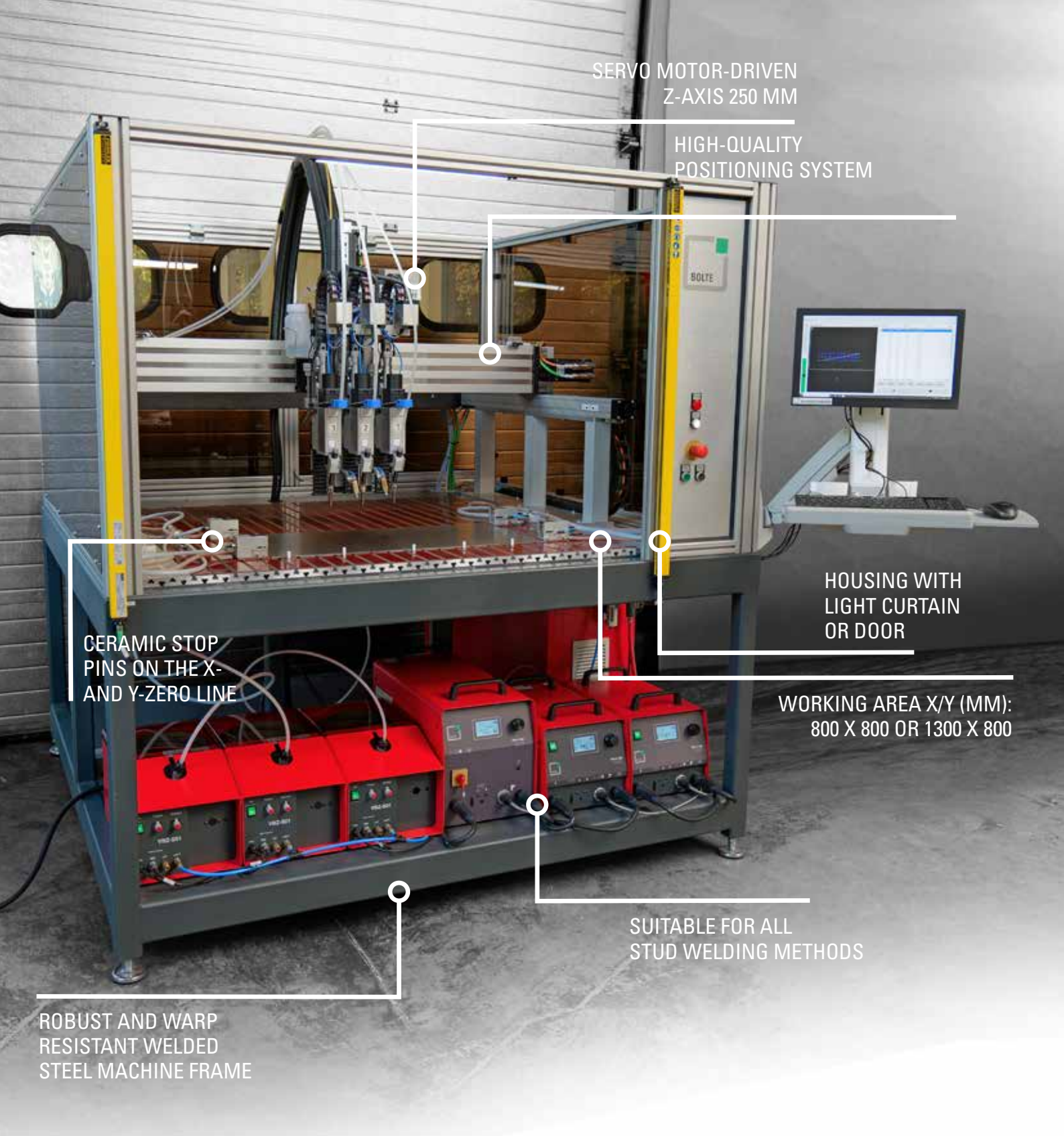
MANUAL STUD INSERTION



PNEUMATIC MASS CLAMPS APERTURE ANGLE 90°



MECHANIC MASS CLAMPS MOUNTED ON WELDING HEAD



SERVO MOTOR-DRIVEN
Z-AXIS 250 MM

HIGH-QUALITY
POSITIONING SYSTEM

HOUSING WITH
LIGHT CURTAIN
OR DOOR

WORKING AREA X/Y (MM):
800 X 800 OR 1300 X 800

CERAMIC STOP
PINS ON THE X-
AND Y-ZERO LINE

SUITABLE FOR ALL
STUD WELDING METHODS

ROBUST AND WARP
RESISTANT WELDED
STEEL MACHINE FRAME



PNEUMATIC
WORKING LIFT

AUTOMATIC
STUD WELDING HEAD

FAST AND EASY
PROGRAMMING BY
OPERATING SOFTWARE
PRO-STUD (INKL. DXF
DATA CONVERTER)

TECHNICAL DATA AND CHARACTERISTICS

	T 8080	T 13080
Working area X/Y (mm)¹⁾ can be reached by each welding head	800 x 800	1300 x 800
Welding range²⁾ stud diameter (mm)	3-12	3-12
Max. number of stud welding heads	3	3
Max. operating speed X-/Y-axis (m/min)	12	12
Repeat positioning accuracy of the welded studs +/- (mm)	0,2	0,2
Operation and programming		
Operating software PRO-STUD (incl. DXF data converter)	x	x
PC with Windows 10, 17" monitor (optional as touchscreen), keyboard and mouse with ergonomic mounting	x	x
Keypad at the front of the machine	x	x
Welding parameter monitoring³⁾		
Welding parameter monitoring	x	x
Welding parameter memory with USB-interface for data transmission to a PC	0	0
Automatic stud feeding	x	x
Options		
Servo motor-driven Z-axis 250 mm	0	0
Fluid spraying device for every welding head	0	0
Milling unit with exhaust device ⁴⁾	0	0
Pneumatic single stud feeding, manual stud insertion	0	0
Stud switch	0	0
Pneumatic mass clamps standard	0	0
Pneumatic mass clamps aperture angle 90°	0	0
Mechanic mass clamps on welding head	0	0
Pneumatic mass clamps on welding head	0	0
Workpiece downholder for every welding head	0	0
Pneumatic stop pins	0	0
Shielding gas equipment for every welding head	0	0
Protection devices		
Housing with light curtain	x	x
Housing with door ⁵⁾	0	0
Motor technology/drive		
Servo motors	x	x

	T 8080	T 13080
Pneumatic working lift/welding head (mm) <small>mechanic adjusting range 50 mm</small>	80	80
Machine frame Welded steel construction	x	x
Ceramic stop pins on the X- and Y-zero line	x	x
Suitable stud welding units⁶⁾		
PRO-C 1000	x	x
PRO-C 1500	x	x
PRO-I 1300	x	x
PRO-I 2200	x	x
PRO-D 1600	x	x
Suitable automatic stud welding heads⁶⁾		
KHA-200F <small>with integrated travel measuring system</small>	x	x
KKA-200F	x	x
Dimensions		
Width (mm)	1900	2400
Depth (mm)	1900	1900
Height (mm)	2000	2000
Weight (kg)	900	1000
Connection values		
electrical <small>(mains supply, mains fuse external)</small>	400 V/50 Hz, 16A	400 V/50 Hz, 16A
pneumatical	≥ 6 bar <small>unoiled, dry, clean</small>	≥ 6 bar <small>unoiled, dry, clean</small>

x – Standard, o – Option

¹⁾ Other dimensions on request as special production.

²⁾ Other diameters as well as special welding elements on request as special production.

³⁾ By stud welding units PRO-C/PRO-I/PRO-D. For further details see product data sheets **PRO-C**, **PRO-I** and **PRO-D**.

⁴⁾ The machine concept is designed for three working stations. If a milling unit is used at the most two stud welding heads can be mounted.

⁵⁾ Design as sliding, folding or lift door (if required also pneumatically).
Optional: Housing with closed top as sound insulation housing.

⁶⁾ The machines are suitable for all stud welding methods. PRO-C 1000/1500 = capacitor discharge (contact and gap method), PRO-I 1300/2200, PRO-D 1600 = drawn arc and short cycle, KHA-200F = capacitor discharge (gap and contact method), drawn arc and short cycle, KKA-200F = capacitor discharge (contact method)



Bolte GmbH

Flurstraße 25
D-58285 Gevelsberg

Tel.: +49 (0)2332 55106-0
Fax: +49 (0)2332 55106-11

Ohmstraße 3
D-85221 Dachau

Tel.: +49 (0)8131 5159-0
Fax: +49 (0)8131 5159-11

E-Mail: info@bolte.gmbh



www.bolte.gmbh